



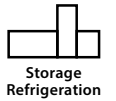
Switch from fridge to freezer at the touch of a button for ultimate flexibility.

FlexDrawer



FlexDrawer

Innovative and flexible solutions from Foster



- o An innovative extension to our counter range, the Foster FlexDrawer offers flexible counter storage solutions for even the most demanding of professional kitchens.



Incredibly flexible – our standard models' clever drawer design holds up to 3x GN 1/1 pans wide, meaning ALL space is usable.



Designed to **accommodate hot cooking equipment** such as broilers, griddles and induction hobs.



Can change temperature from fridge to freezer at the touch of a button.



Massive strength – drawer runners can hold up to 200kg meaning unrivalled quality is assured.



And so easy to clean!
Fully removable robust ABS drawer bins.



Space saving – 775mm width models available.



Bringing the showroom to you



Wondering how the FlexDrawer would work in a real kitchen environment?
View our immersive showroom today at
fosterrefrigerator.com/showroom



Interest-free credit available over 24 months **ZERO%** (UK only)

The FlexDrawer is so versatile – it can be used as a work station or grill station, all with storage at the point of preparation.


Flexible

Change from fridge to freezer at the touch of a button.



Quality

High quality 304 stainless steel finish throughout meaning quality is assured.



Secure

Lockable drawers for maximum security.



Durable

Designed to accommodate hot cooking equipment such as broilers, griddles and induction hobs.



Specifications

Configurations

	FFC6-2		FFC4-2		FFC3-1		FFC2-1	
Dimensions (w x d x h) mm	1100 x 700* x 900mm	-	775 x 700* x 900mm	-	1100 x 700* x 600mm	-	775 x 700* x 600mm	-
+1/+4°C / -18/-21°C	FFC6-2	C	FFC4-2	C	FFC3-1	C	FFC2-1	C
Number of drawers	2	-	2	-	1	-	1	-
GN1/1 Pan capacity (not supplied)	6 (150mm deep)	-	4 (150mm deep)	-	3 (150mm deep)	-	2 (150mm deep)	-

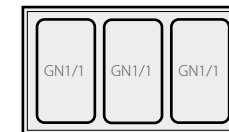
*Add 20mm to depth if product is to be wall sited (stopper required for air circulation - detachable if not wall-sited)
 Note: Two plugs required on 2 drawer models. Max worktop weight loading: 150Kg

Energy grade **

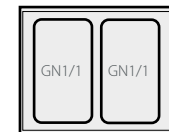
Drawer Bin Layout

With GN1/1 pans

FFC6-2 / FFC3-1



FFC4-2 / FFC2-1



Interest-free credit available over 24 months **ZERO*** (UK only)

 Available options



GN1/1 150mm deep pan

Also:

Extended worktop

Stainless steel rear

Biscuit lid (reduces height by 18mm)

Roller set (reduces height by 25mm)

**Biscuit lid and Roller set
(reduces height by 43mm)**

Cekon lead(s)

Pan spacer support

100mm splashback

Helicoil leads

NB: Please specify all options required at the time of ordering



Interest-free credit available over 24 months **ZERO%** (UK only)

